

SOFA BUYING GUIDE

Before selecting a product please check the intended location for space and also check the access available into your property and room of choice.



A | FIRSTLY CHECK THE DIMENSIONS OF THE INTENDED LOCATION FOR THE PRODUCT

- The advertised product dimensions are all taken at the largest/widest point and hence will include any overhangs.
- When ordering a sofa bed please check the dimensions of the Intended location for both the standard size and sofa bed open size.
- Please allow for any protruding fixtures in the room such as skirting boards, window frames, radiators, door frames and ceiling heights for sloping sections (e.g. loft space or under stair space).

B | SECONDLY CHECK THE DIMENSIONS OF THE AVAILABLE ACCESS TO THE ROOM OF CHOICE

- Note corner group dimensions are shown as the complete unit. As these are split down into two sections for delivery please use the large sofa dimensions which will indicate the largest possible dimensions for a single section.
- Please include door ways, staircases and corridors. Remember to include space for manoeuvring and turning.

SELECT YOUR SHAPE AND SIZE

Choose from over 21 different sofa and chair styles in a variety of sizes from snuggle seats to extra large sofas.

All corner units are offered in a choice of left or right hand facing to fit any space.

For your piece of mind all Next upholstery frames are constructed using wood taken from managed sources or plantations.

To ensure long life performance all Next upholstery frames comply and exceed the current British and European standards for strength and stability.

CHOOSE FROM OVER 90 DIFFERENT FABRICS.


All fabrics are tested for durability and colour performance, and most are treated with NextGuard™, a treatment designed to repel and resist most liquids or stains which may help to protect the fabric from permanent staining.

We offer a free swatch service and additional extras are available such as scatter cushions, armcaps and fabric by the metre.

NEXTGUARD is a treatment designed to repel and resist most liquids or stains which may help to protect the fabric from the risk of permanent staining.



SELECT YOUR FABRIC



LUXURY: *Sumptuous but still hard wearing fabrics with beautifully blended yarns and exclusive designs*

Cosy Boucle
Distressed velvet
Luxe plain
Multi-stripe

PREMIUM: *Just as hard wearing as our house fabrics, but superior designs and yarns give these fabrics something extra special*

Antique velvet
Belgian soft twill
Belgian soft twill stripes
Brushed checks
Brushed stripes
Elegant velour
Glamour velvet
Ferndale check
Kingsley check
Matt velvet
Monza leather effect
Multi-tonal texture
Soft woven check
Textured weave
Soft woven check
Textured weave
Texture stripe
Ticking stripe
Wool Blend

LEATHER OPTIONS EXPLAINED....

HOUSE *Columbia*

A colour coated surface with an embossed grain. Special finishing techniques have been used to produce a soft but highly durable leather with a uniform colour and finish.

PREMIUM *Cuba*

A semi-aniline leather with a very slight correction using dye and pigment in the finish and a light embossed grain. Some natural markings may be visible.

LUXURY *Santiago*

A semi-aniline leather with a very slight correction using dye and pigment in the finish and a light embossed grain. Some natural markings may be visible.

SELECT YOUR FOOT STYLE & COLOUR

Most sofas have a choice of foot colour, so you can co-ordinate with the furniture in your room.

Some sofas also have a choice of foot styles e.g. castors, turned and straight leg.



Light



Standard



Dark



CUSHIONS

Add an extra touch of luxury with scatter cushions available in all upholstery fabrics to match your sofa. Choose from fibre filled or luxury feather filled (both 50 x 50 cm). Not sure which fabric to go for? Try our free swatch service.



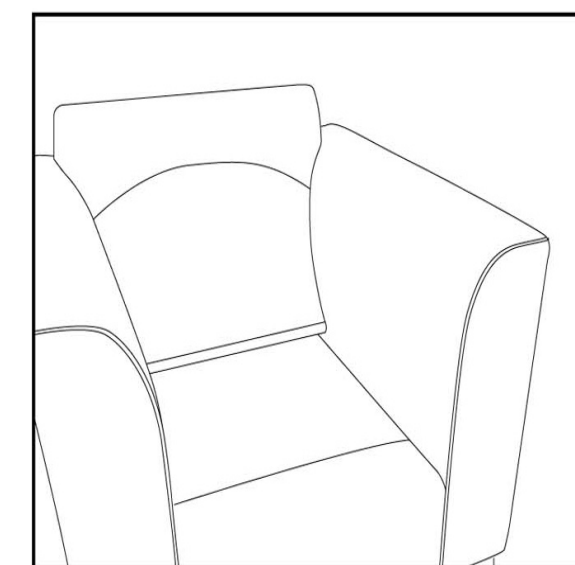
ARMCAPS

If you are worried about the fabric on the arms of your upholstered piece becoming worn, you can order armcaps to give added protection. Available on selected ranges only.

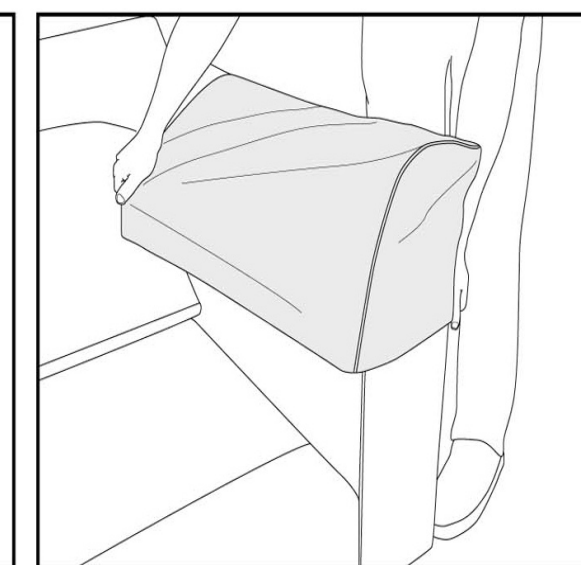
FABRIC BY THE METRE

All upholstery fabrics are available by the metre for co-ordinating upholstery projects such as dining chairs, cushions and footstools.

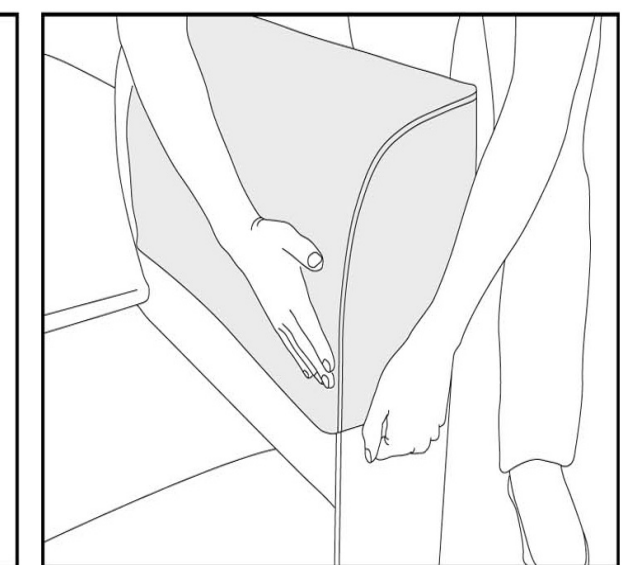
1. Remove arm caps from packaging. The arm caps are clearly marked for each arm. (Left = left hand arm as you look at the product from the front, Right = right hand arm as you look at the product from the front).



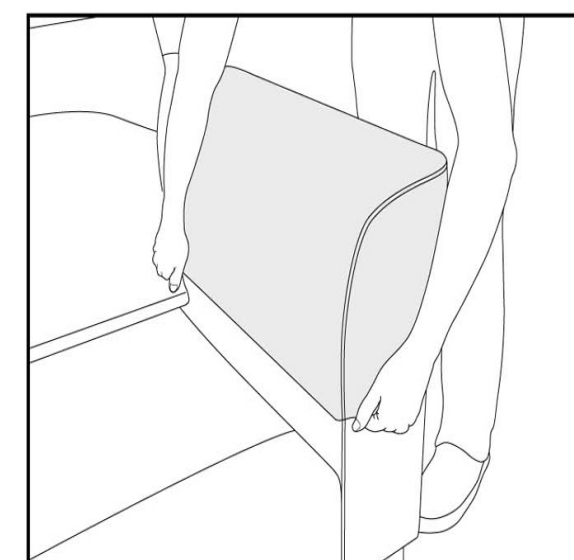
2. Where applicable, remove seats and backs from the product to assist dressing.



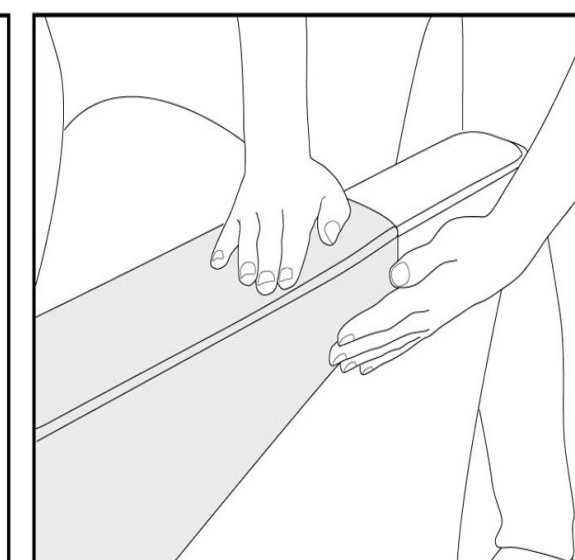
3. Fit the right arm cap over the right hand facing arm.



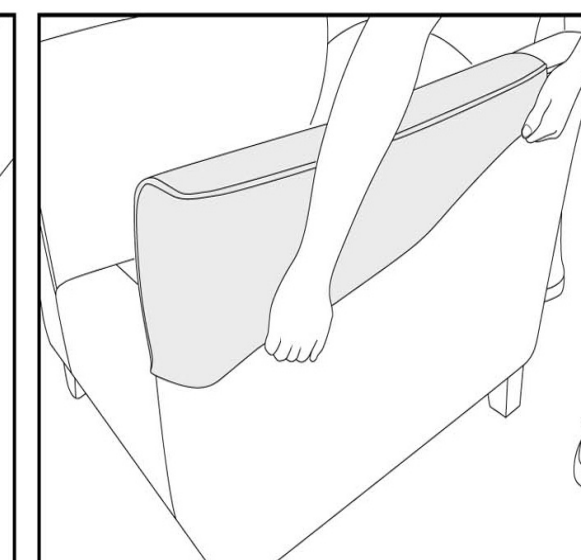
4. Adjust until the arm cap is positioned correctly and following the shape of the arm.



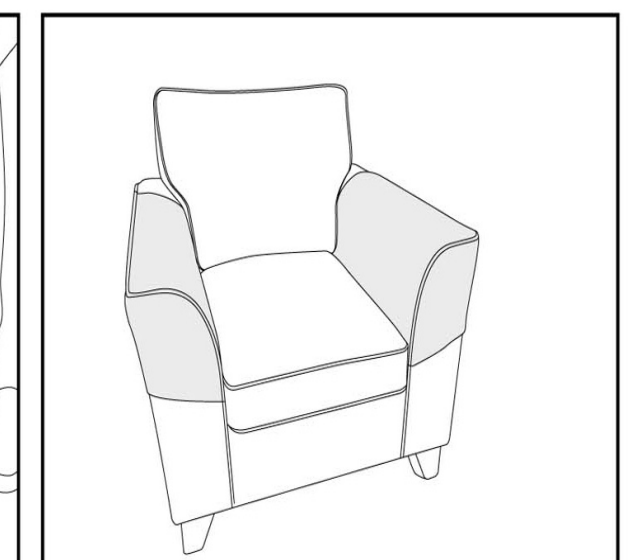
5. Pull the inside arm down.



6. Pull the rear of the arm cap to ensure a tight fit.



7. Pull down the outside arm.



8. Repeat process for left arm cap then replace seats and back cushions.

PLACE YOUR ORDER

You can place your order online, in any of our stores or by phone. In each case you will be led through all of your options and receive an estimated delivery date for your items.

A wide selection of sofas & chairs are available for **delivery in 4 working days** (subject to postcode availability).

As soon as your items are available you will be contacted with a delivery date and a choice of 3 time slots including a 10am to 2pm slot to fit in with the school day.

Just prior to delivery you will be contacted by text to give you a narrower window of delivery.

During your delivery our drivers are expected to:

- A |** Be courteous and helpful.
- B |** Place the furniture in the room of your choice.
- C |** Take care to protect your property.
- D |** Unwrap made to order furniture, remove packaging and fit feet as required.
- E |** Unwrap fully assembled furniture (self assembly will remain wrapped) and remove all packing as required.
- F |** Ask you to sign to confirm you've received your order.

You will need to make sure that someone is in to receive and sign for the furniture. Unfortunately we can't leave it if no one's home, and re-arranging delivery if we have called and nobody is there to receive it will incur a £30 charge.



HOW TO CARE FOR YOUR NEW SOFA

REGULAR MAINTENANCE

A | Vacuum clean your upholstery at least once a week on a low setting, the removal of dust may be improved by pre-brushing with a soft brush.

Accumulated dirt will accelerate wear and tear.

B | Note the zips on our cushions are for ease of manufacture only and are not designed for removal for machine washing. Only loose cover ranges which indicate dry clean or machine wash symbols may be cleaned in this manner.

C | Reversible cushions should be turned regularly; switch position of cushions where possible as this will reduce soiling and promote even wear. Plump back and seat cushions daily.

D | It is not advisable to expose upholstery to direct sunlight for prolonged periods as this may result in the fabric fading. Protect your upholstery by drawing curtains or blinds.



LEATHER CLEANING INFO

A | Clean up spills and stains immediately by blotting with a damp cloth. Be careful not to rub as this could push the stain deeper into the leather.

B | A damp cloth and mild soap solution can be used to remove any build up of dirt or grease. Use a facial tissue or sponge to blot up spots and spills.

C | Following cleaning with the soap solution ensure the area is wiped fully clean with a cloth dampened with water only.

D | Appropriate leather cream cleaners may be used to offer more protection against staining or scratching. However, please test on an unseen face or the swatch provided to ensure the finish is acceptable as these cleaners can change the colour/finish of the leather.

NOTE | Leather cleaners can be specific for each leather type therefore please ensure you use the correct cleaner for your leather e.g. Aniline, Semi Aniline (Natural grain leathers) or pigmented/corrected grain (Embossed grain leathers).

TOP TIPS

A | Before using any stain removing agent it should be tested on a hidden area of the fabric to ensure that it is colourfast and will not damage the fabric or leather.

B | With velvet upholstery it is advisable to spot clean, wiping in the direction of the pile (so that the pile lays down). When the fabric is dry, brush gently, first against, and then with the pile.

C | Never try to remove stains with household detergents such as washing up liquid.

D | If in doubt please contact professional cleaning advice.

FABRIC CLEANING INFO

A | Clean up spills immediately. The longer spills are allowed to remain, the more difficult they are to remove. Be careful not to rub the stain deeper into the fabric.

B | Use an absorbent cloth, facial tissue or sponge to blot up spots and spills. If the spill is solid or semi-solid (like butter or ketchup) remove the excess by gently lifting it off with a blunt knife or spatula.

C | Often gentle blotting will remove all traces, but if the spillage mark cannot be removed completely, use the appropriate spot cleaning technique listed below. water based stains (including ketchup, soft drinks, wine and alcoholic beverages) should be removed using a good proprietary brand upholstery shampoo.

A | Follow the manufacturers directions and do not exceed the recommended dilution rates.

B | Use a new clean absorbent cloth, turn the cloth frequently to expose a clean surface, use a dabbing action rather than rubbing or scrubbing, use mixture sparingly, work from the outer edge of the stain towards its centre to prevent spreading.

C | Always rinse out upholstery shampoo with warm (not hot) water. oil based stains (including salad dressing, butter and greasy foods) should be cleaned with a spot remover containing dry cleaning fluid, which may be obtained from most supermarkets and hardware shops.

SOFA BEDS

Many of our sofa beds come with an option of mattress type. See individual shapes for full information.

OCCASIONAL MATTRESS

Foam core for occasional use. 5cm thick. Includes a heavy duty 3 fold steel mechanism with a side sprung sling base.

MEMORY FOAM MATTRESS

Foam mattress with memory foam topper. 7cm thick. Soft knitted cover. Includes a heavy duty 3 fold steel mechanism with a side sprung sling base.

POCKET SPRUNG & MEMORY FOAM MATTRESS

Pocket sprung mattress with memory foam topper and individually wrapped mini springs separated into zones to give additional comfort and support (mattress thickness 7cm). Finished with a soft knitted cover. Includes a heavy duty 3 fold steel mechanism with a side sprung sling base.



OCCASIONAL



MEMORY FOAM



POCKET SPRUNG & MEMORY FOAM