

next

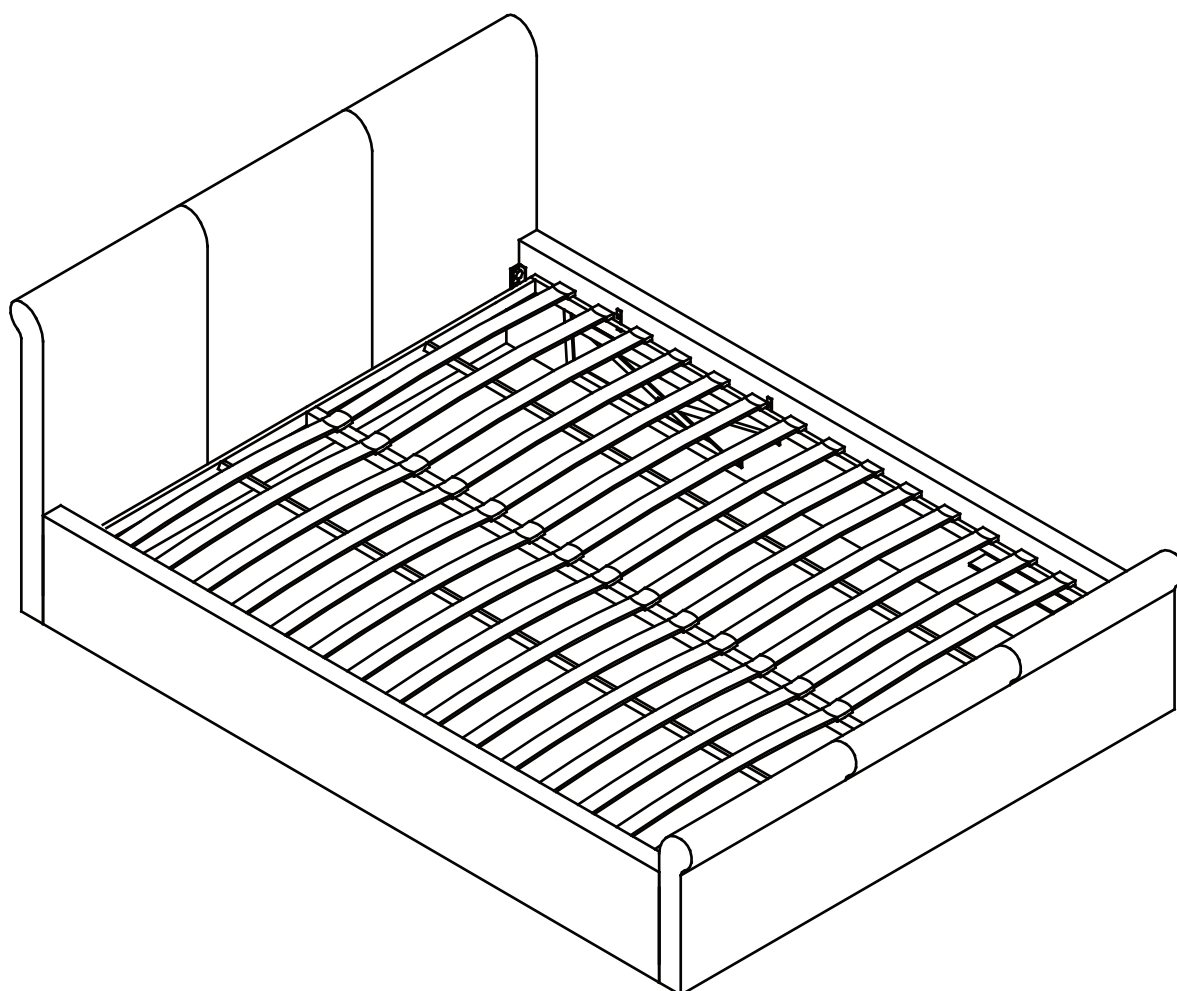
# PORTOFINO SILVER FLIP BED DOUBLE

829302

Assembly instructions

**Actual product size**

H104 x W152 x L218cm



## Need Help?

With: Assembly instructions  
Missing or damaged parts

**IMPORTANT – RETAIN FOR FUTURE REFERENCE**

**CALL: 0333 777 8999**

## BEFORE YOU START

### Warnings

Fabric composition: 65% cotton, 35% viscose

We suggest you retain these instructions for future reference

Keep fittings out of children's reach and keep children well away from construction area.

This product should only be used on firm level ground

Please periodically check all fittings and re-tighten as necessary

Please do not jump or stand on your bed

Avoid exposing the furniture to excessive heat or direct sunlight as this can cause damage to the materials and deterioration of the colour

### Do's

We suggest you spend a short time reading through this leaflet before you start

When you are ready to start, make sure that you have the right tools and plenty of space

Due to the size of the product we recommend that it is assembled in the room intended for use

Unwrap all packaging materials and place the components on a clean surface to protect it from damage,

We recommend that the packaging is used to protect the surfaces during assembly

Carefully check that you have all the parts before beginning assembly

Ensure the product is fully assembled as illustrated and all fixings fully tightened before use. Check fixings regularly to ensure they remain tight

When moving your assembled bed. It is best to lift the bed and never to drag it. Please check that the centre support rail is securely fixed in place

When adjusting the support legs ensure that the foot is set 5-10mm from the floor surface without the mattress in place. When in use the legs will create the required support for the product

Never allow any kind of liquid to remain on your furniture.

Absorption can cause materials to warp or finishes to de-laminate

To clean your item, please use a vacuum or lightly brush clean

Never allow any kind of liquid to remain on your furniture.

Absorption can cause finishes to de-laminate

### Please note:

In case of using wooden frame and wooden centre support rail, below point should be added:

Please check that the centre support rail is securely fixed in place

In case of using metal frame and metal centre support rail with plastic caps, below point should be added:

Periodically check the condition of your bed slats and plastic locating caps to ensure they are in good condition and have not become loose.

### Number of people required to assemble

We recommend two people assemble this product.

### Time to assemble



1.5 hour

### Missing parts

If you are missing any fixtures and fittings for your product please contact our customer service team on **0333 777 8999** and they will be happy to arrange for a replacement to be sent to you free of charge.

### Home service technicians

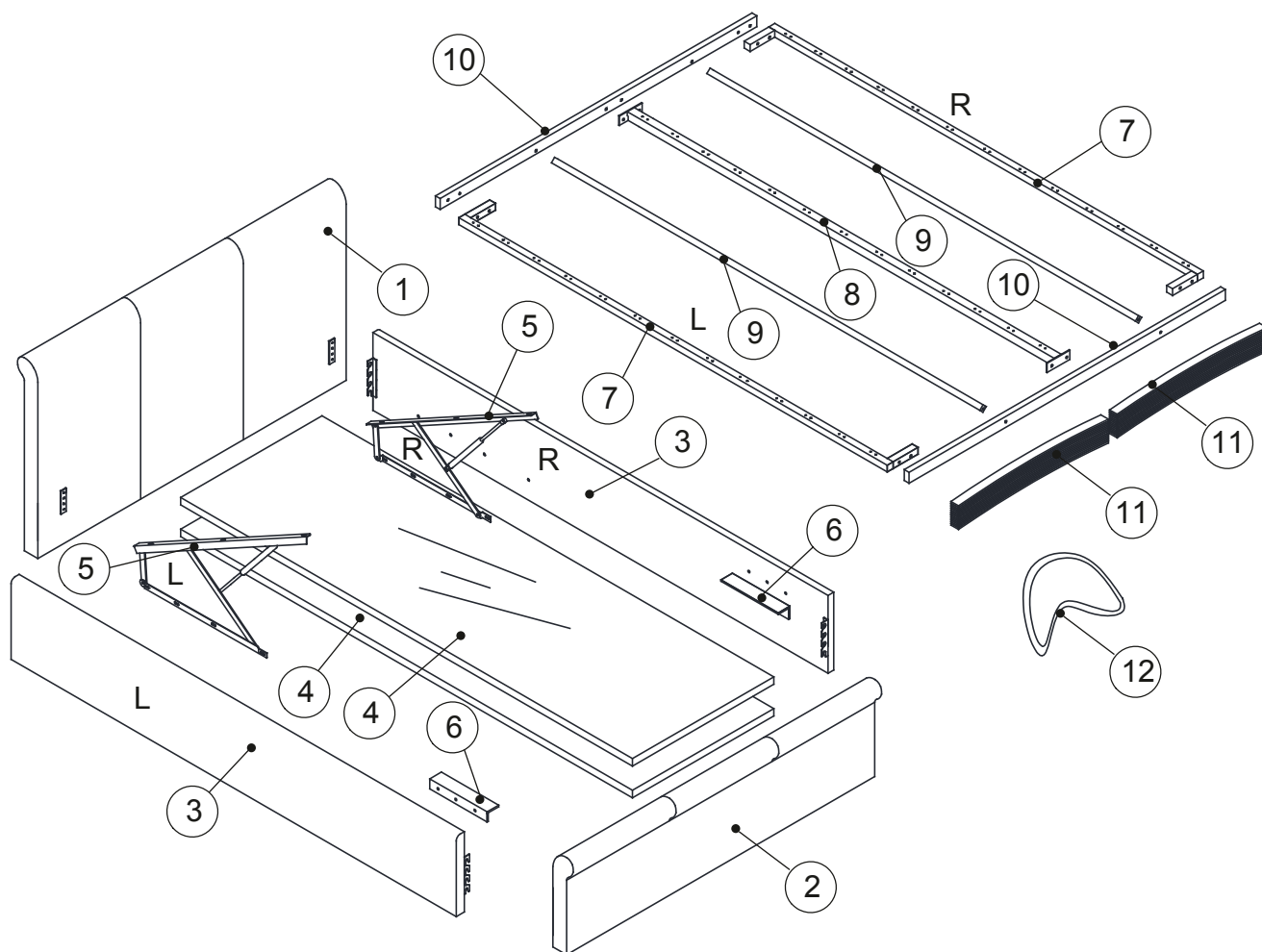
If you have a fault with your product please contact our customer service team on **0333 777 8999**. If you have had the product for 28 days or less you may be offered a replacement, refund or for a fully trained home service technician to visit your home to assess the fault and repair the product where possible. If you have had the product for more than 28 days we will send an independent home service technician to review and repair the product where possible and recommend further action.

### You can write to us at





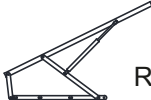

Home Customer Services  
Next Retail Ltd,  
Desford Road,  
Leicester,  
LE19 4AT







To view our full furniture range please visit [www.next.co.uk](http://www.next.co.uk)

## GETTING TO KNOW YOUR PRODUCT



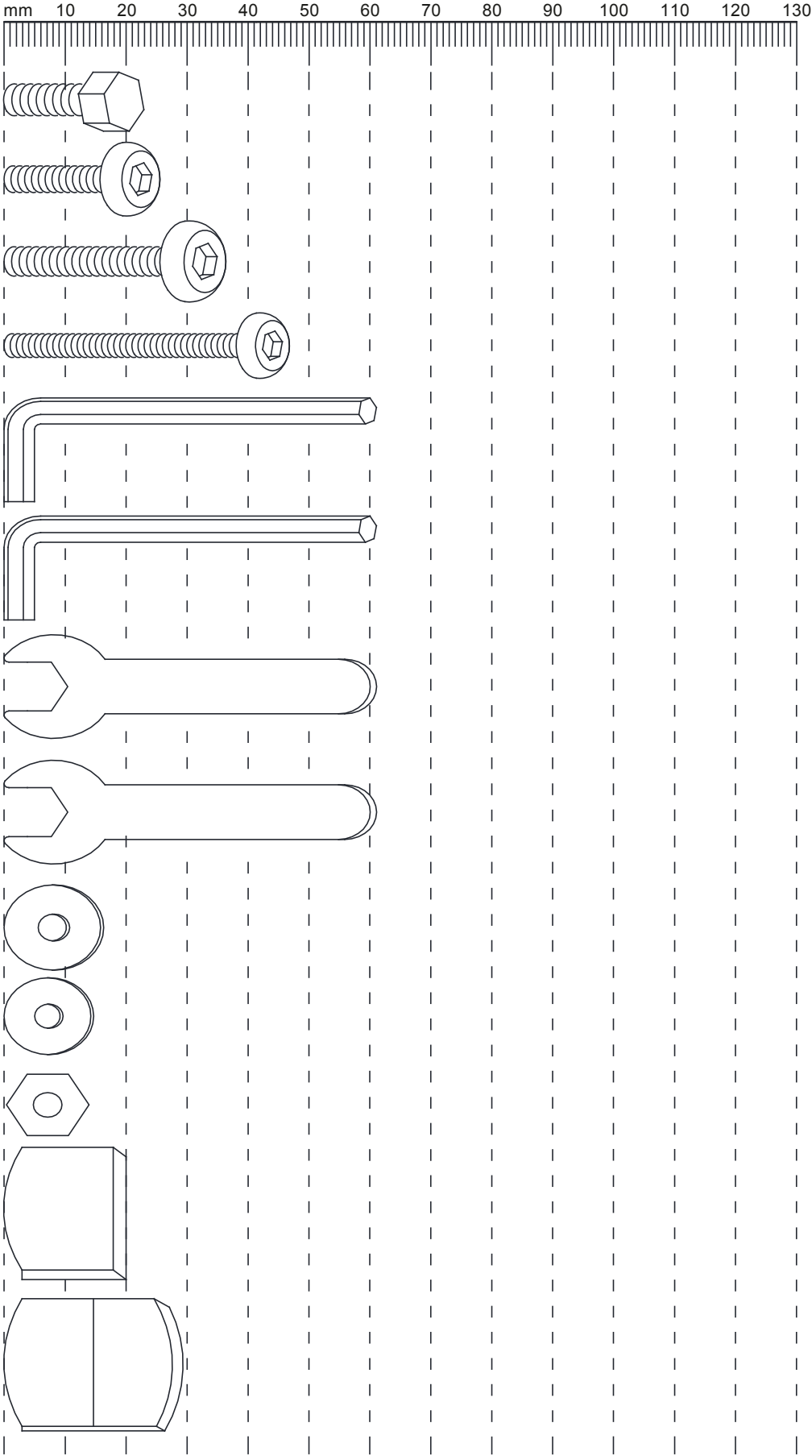
Components supplied. Please use this guide if you require replacement parts.

Ref	Dimension	Visua	Qty	Ctn
1	152 x 104 cm		1	1
2	152 x 45 cm		1	2
3	192 x 31 cm	 R & L	2	3
4	191 x 69 cm		2	4
5	101 x 3 cm	 R & L	2	3
6	20 x 4 cm		2	3

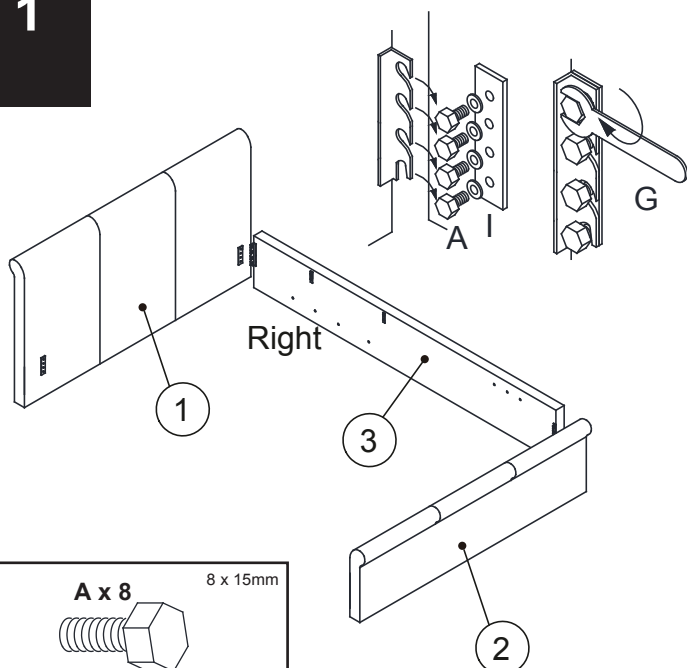
Ref	Dimension	Visua	Qty	Ctn
7	181 x 14 cm	 R & L	2	3
8	181 x 10 cm		1	3
9	181 x 2 cm		2	3
10	136 x 4 cm		2	3
11	67 x 6 cm		30	5
12	40 x 3 cm		1	5

Fixtures and fittings  
supplied (actual size)

Ref	Dimensions	Qty
A	8 x 15mm	16
B	6 x 20mm	12
C	8 x 30mm	6
D	6 x 40mm	18
E	4 x 60mm	1
F	5 x 60mm	1
G	13 x 60mm	1
H	11x 60mm	1
I	8 x 13mm	22
J	6 x 11mm	36
K	6 x 11mm	6
L	65 x 32mm	30
M	65 x 32mm	15



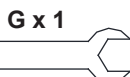
1



A x 8 8 x 15mm



13 x 60mm

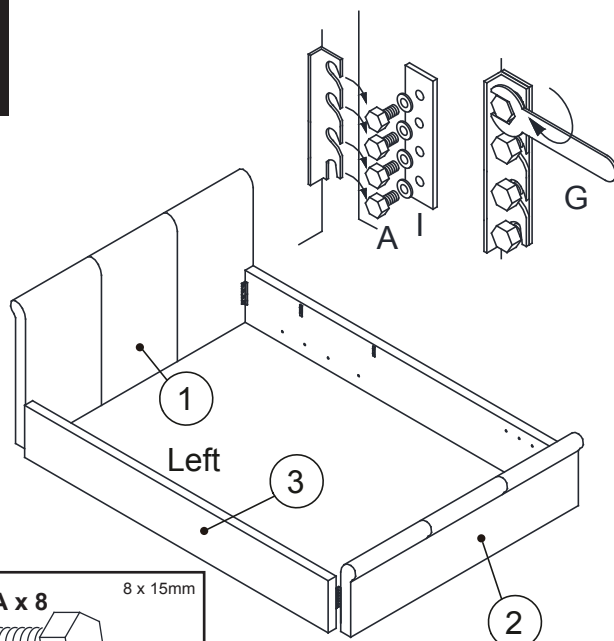


I x 8 8 x 13mm



DO NOT TIGHTEN BOLTS  
OR SCREWS UNTIL  
COMPLETELY ASSEMBLED !!

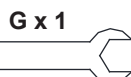
2



A x 8 8 x 15mm



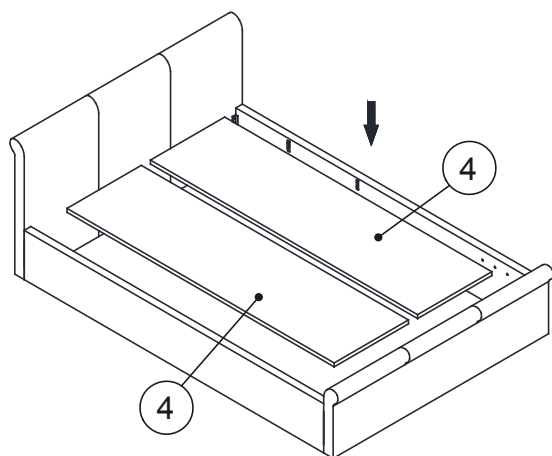
13 x 60mm



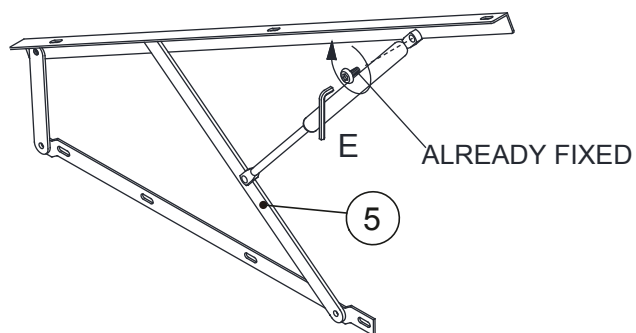
I x 8 8 x 13mm




3



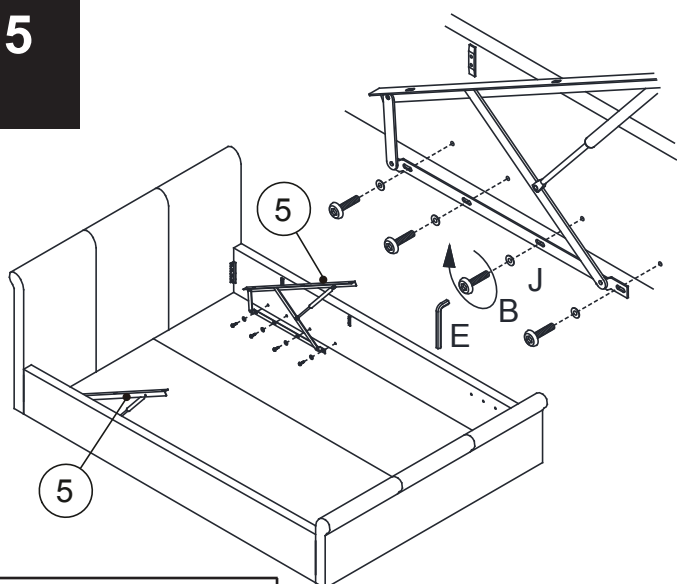
4



E x 1 4 x 60mm



5



**B x 8**

6 x 20mm

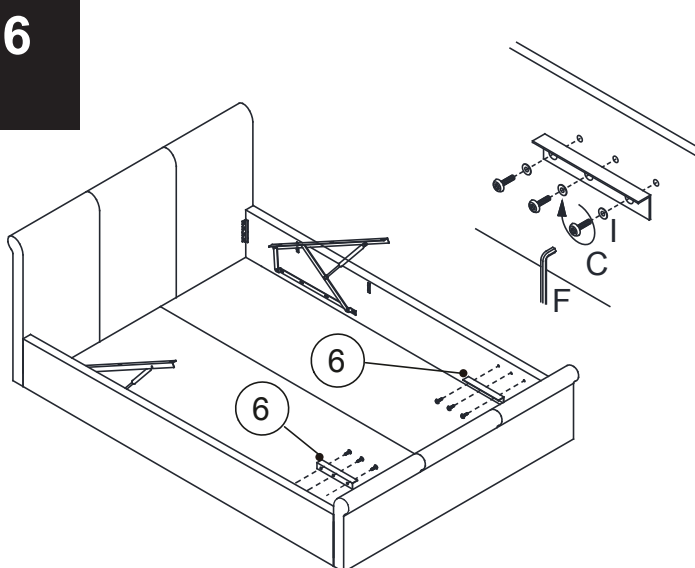
**J x 8**

6 x 11mm

**E x 1**

4 x 60mm

6



**C x 6**

8 x 30mm

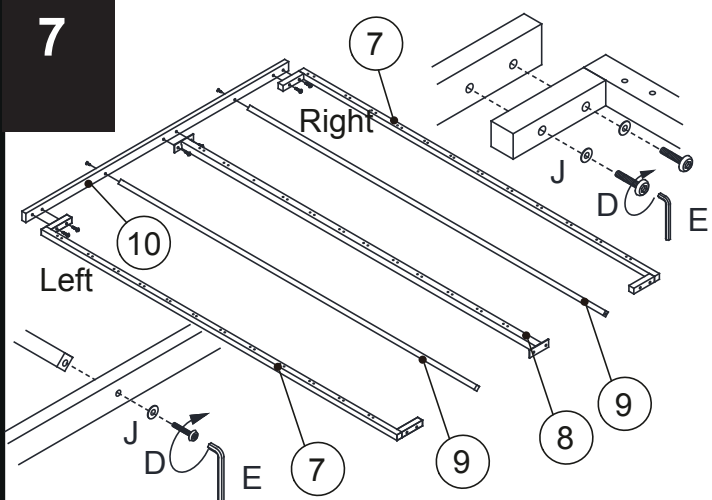
**I x 6**

8 x 13mm

**F x 1**

5 x 60mm

7



**B x 2**

6 x 20mm

**D x 6**

6 x 40mm

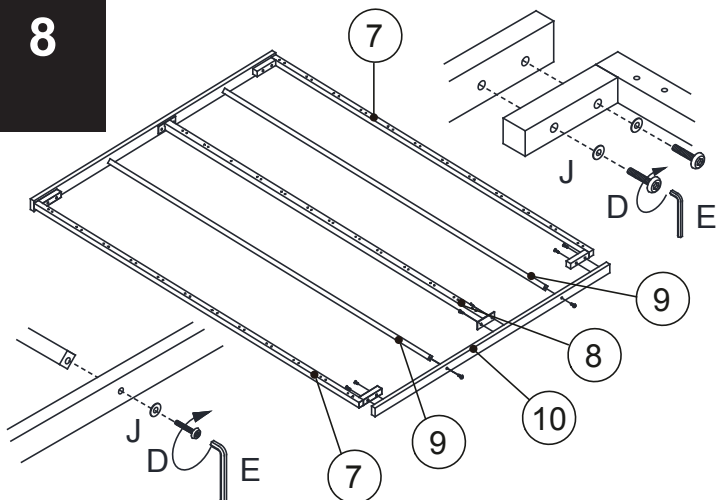
**J x 8**

6 x 11mm

**E x 1**

4 x 60mm

8



**B x 2**

6 x 20mm

**D x 6**

6 x 40mm

**J x 8**

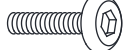
6 x 11mm

**E x 1**

4 x 60mm

9

**D x 6**



6 x 40mm

**J x 12**



6 x 11mm

**K x 6**



6 x 11mm

**E x 1**

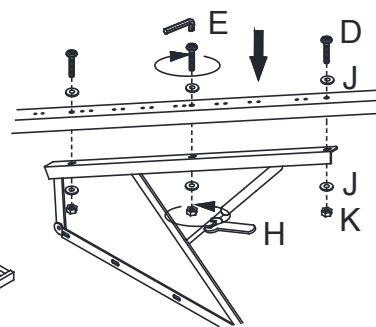
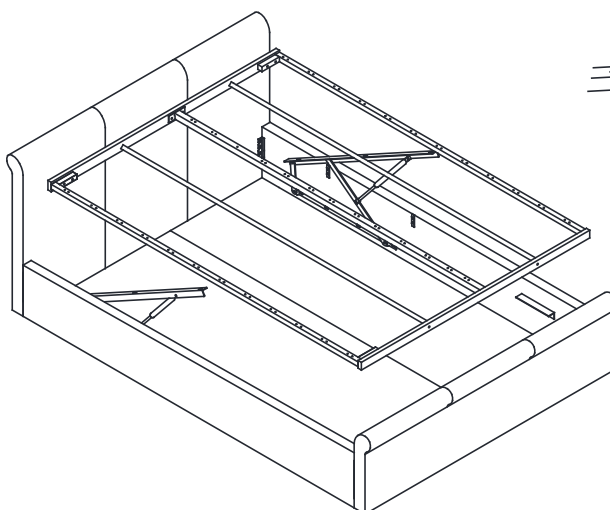


4 x 60mm

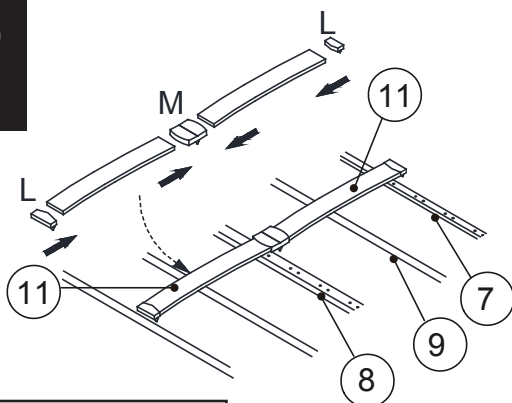
**H x 1**



11 x 50mm



10



**L x 30**

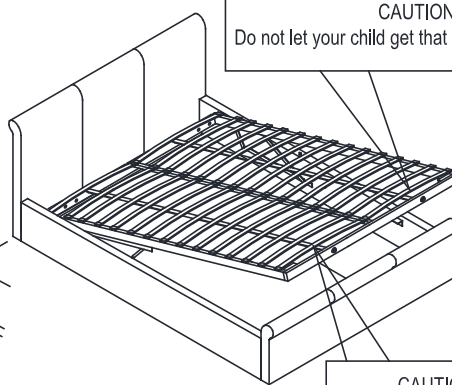
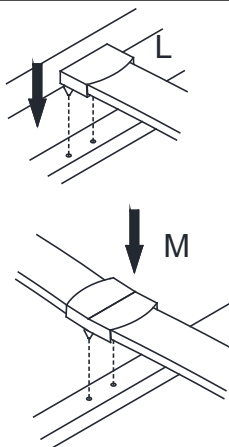


56 x 32mm

**M x 15**



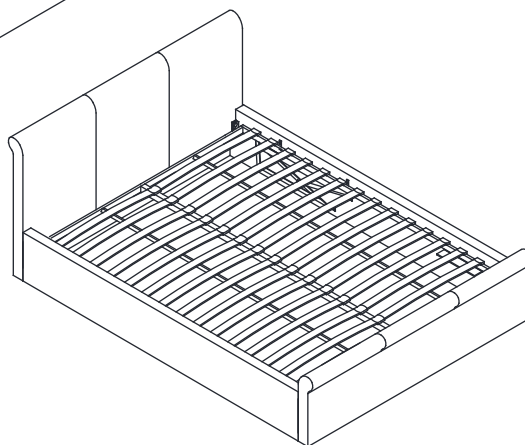
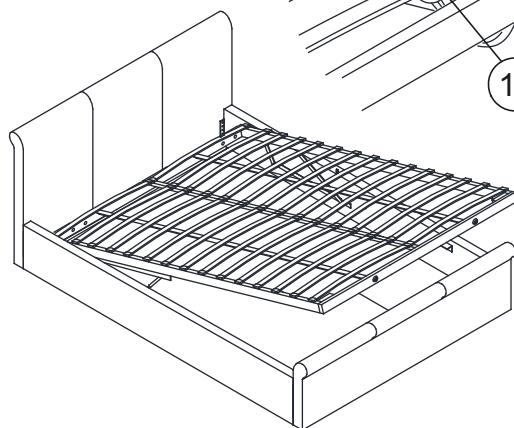
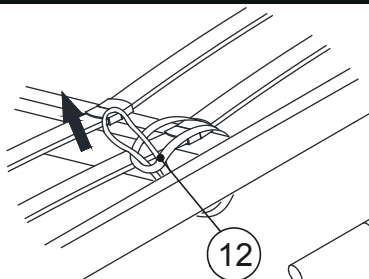
56 x 60mm



**CAUTION RIGHT**  
Do not let your child get that Fabric Pull Handle.

**CAUTION LEFT**  
Maximum mattress Weight 35kgs

11



next

# PORTOFINO SILVER FLIP BED DOUBLE

829302

**Actual product size**  
H104 x W152 x L218cm

