

next

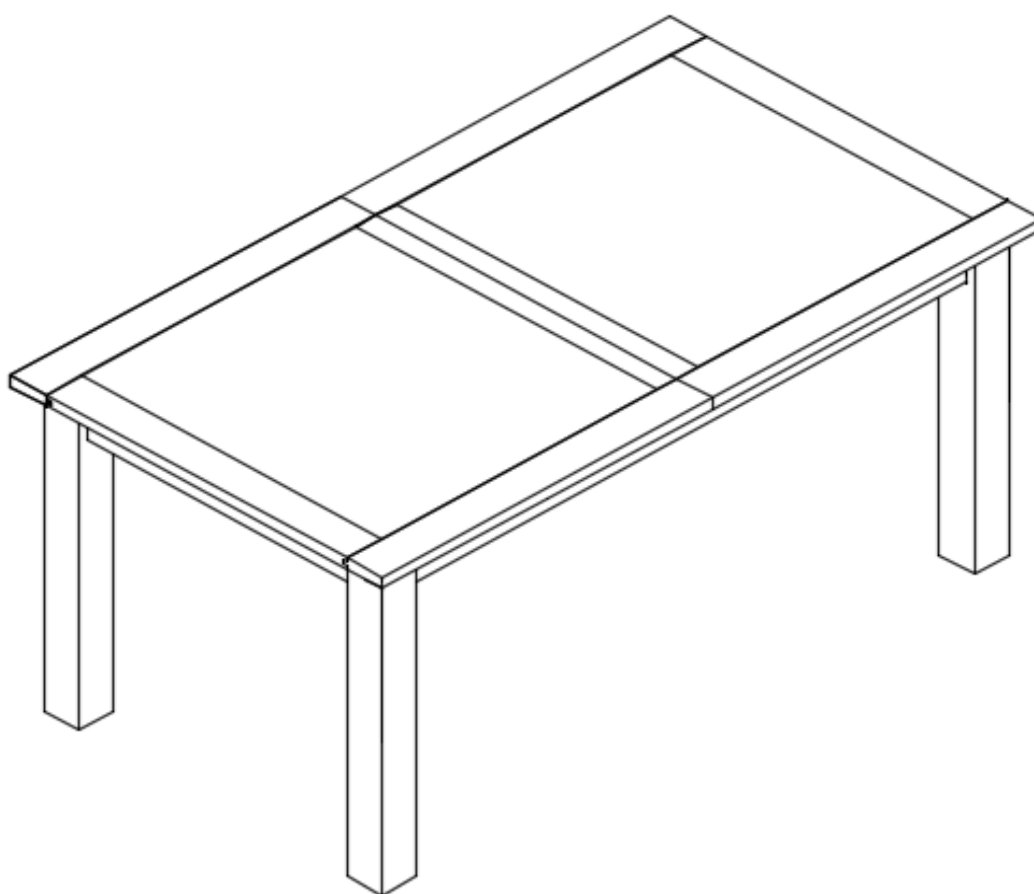
CAMBRIDGE LARGE EXTENDING TABLE

876502

Assembly instruction

Actual product size

H75x W200/240 x D94cm



Need Help?

With: Assembly instructions
Missing or damaged parts

CALL: 0333 777 8999

IMPORTANT – RETAIN FOR FUTURE REFERENCE

BEFORE YOU START

Warnings

We suggest you retain these instructions for future reference.

Keep fittings out of children's reach and keep children well away from the construction area.

This product should only be used on firm, level ground.

Please periodically check all fittings and re-tighten as necessary.

Please do not sit or stand on your furniture.

Avoid exposing the furniture to excessive heat or direct sunlight as this can cause deterioration of the colour.

Do's

We suggest you spend a short time reading through this leaflet before you start.

When you are ready to start, make sure that you have the right tools and plenty of space.

Unwrap all packaging materials and place the components on a clean surface to protect it from damage.

We recommend that the packaging is used to protect the surfaces during assembly.

Carefully check that you have all the parts before beginning assembly.

Due to the size of the product we recommend that it is assembled in the room intended for use.

Ensure the product is fully assembled as illustrated and all fixings are fully tightened before use.

Wipe occasionally with a soft cloth slightly dampened with water. The buff with a dry clean soft cloth.

Wood will mellow and change colour over time, we recommend that ornaments and items placed on the surface are moved regularly for the first few months to prevent uneven mellowing.

Don'ts

Do not drag or pull your furniture.

Do not use silicone based furniture polish. Silicone in furniture polishes can break down the finish.

Never allow any kind of liquid to remain on your furniture. Absorption can cause wood to warp or finishes to de-laminate.

Do not place hot items (e.g. hot drinks) directly on to the wood surface. Please make sure you use a placement or coaster.

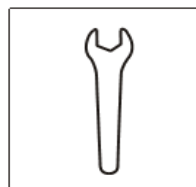
Number of people required to assemble

Two persons are required to assemble this item.

Time to assemble



Tools to required



supplied

Missing parts

If you are missing any fixtures and fittings for your product please contact our customer service team on 0333 777 8999 and they will be happy to arrange for a replacement to be sent to you free of charge.

Home service technicians

If you have a fault with your product please contact our customer service team on 0333 777 8999. If you have had the product for 28 days or less you may be offered a replacement, refund or for a fully trained home service technician to visit your home to assess the fault and repair the product where possible. If you have had the product for more than 28 days we will send an independent home service technician to review and repair the product where possible and recommend further action.

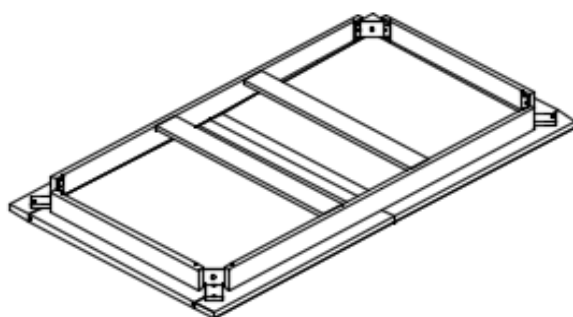
You can write to us at

Home Customer Services
Next Retail Ltd,
Desford Road,
Leicester,
LE19 4AT

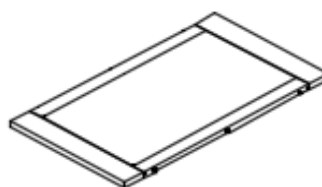
To View our full furniture range please visit
www.next.co.uk

GETTING TO KNOW YOUR PRODUCT

PARTS



1 x1



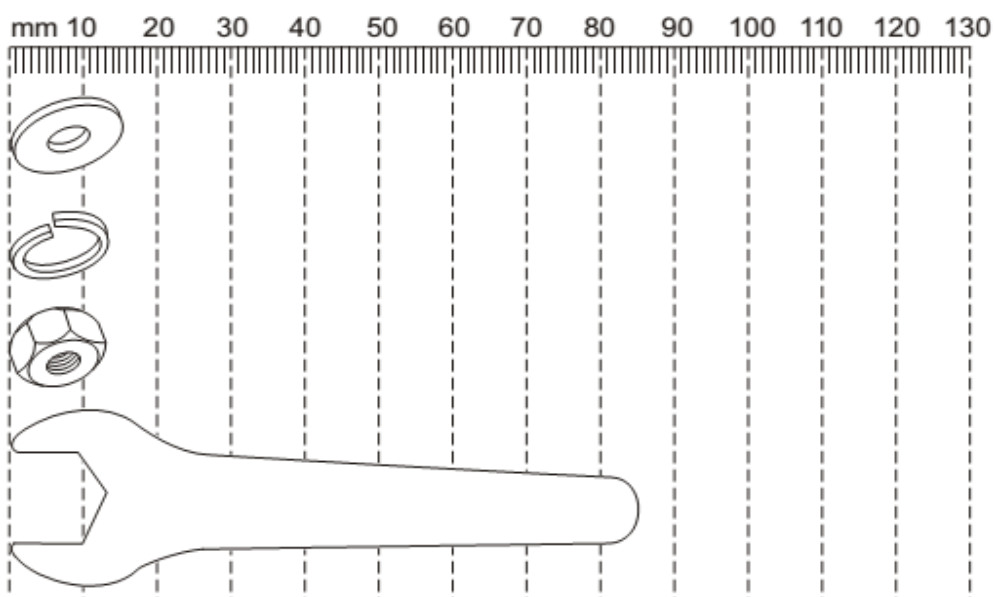
2 x1



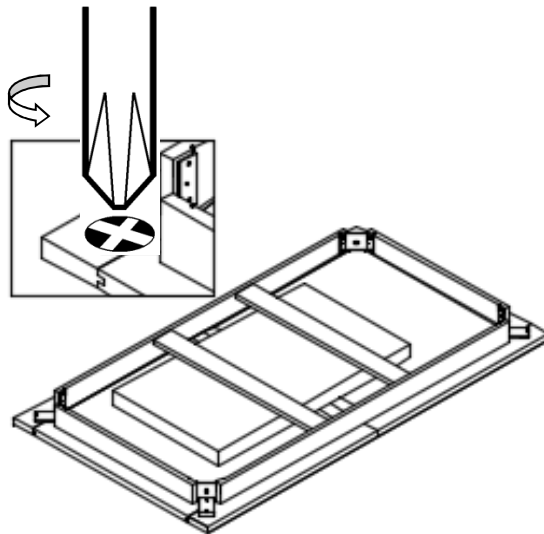
3 x4

Fixtures and fittings supplied (actual size)

Ref.	Dimensions	Qty.
A	15,5x 1,5mm	4
B	13,5x 1,5mm	4
C	13x 6	4
D		1

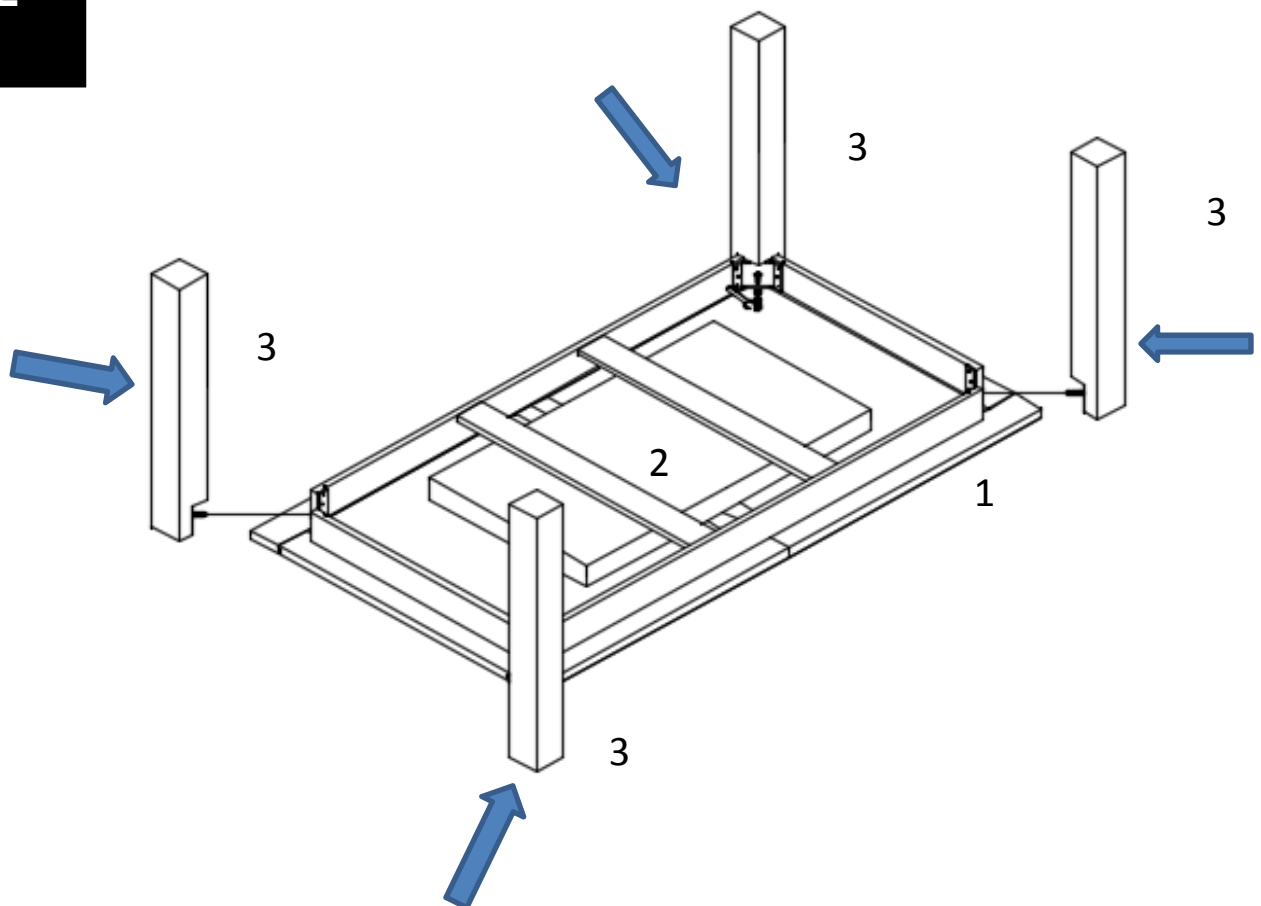


1

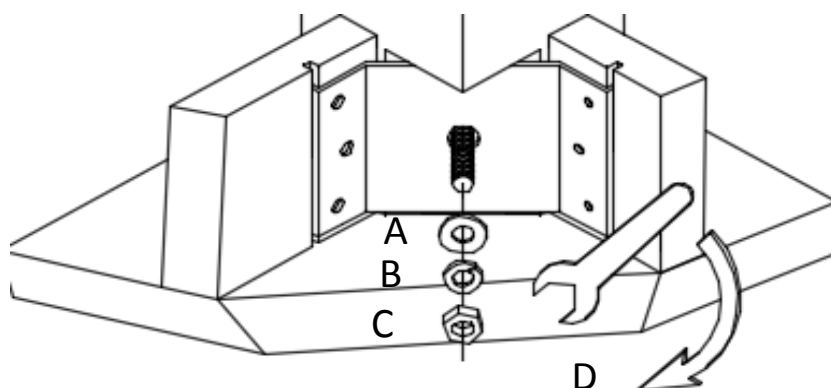


Before assembly please remove the transit blocks x4 from the corners of the table using a screwdriver (not supplied)




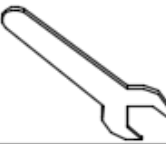
2




3



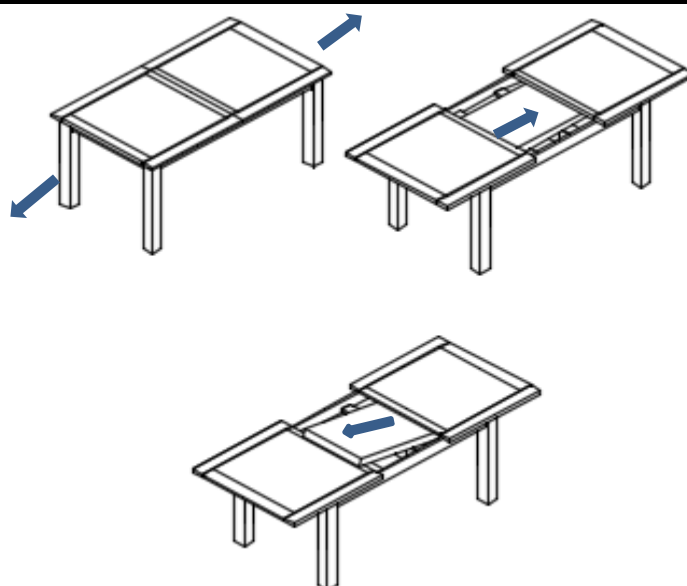
x4

			
A x4	B x4	C x4	D x1

4

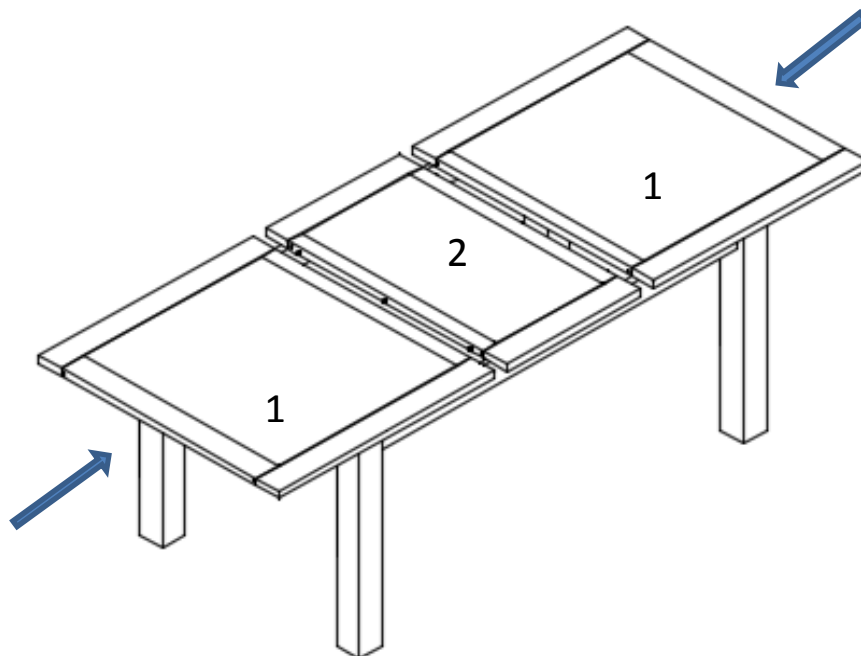


5

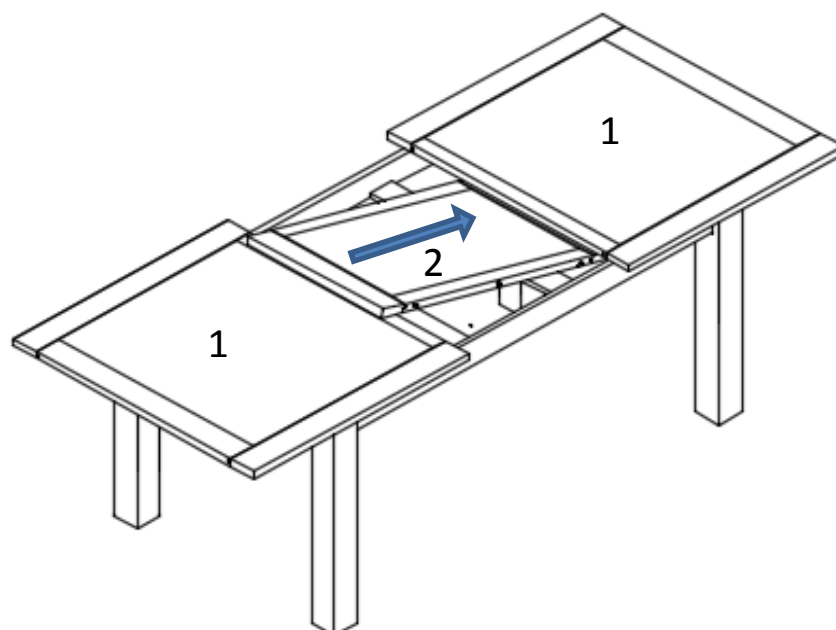


After assembling please unpack extension leaf of the table

6



7



The extension leaf 2 can be stored within the table as shown or fit as shown in STEP SIX.

next

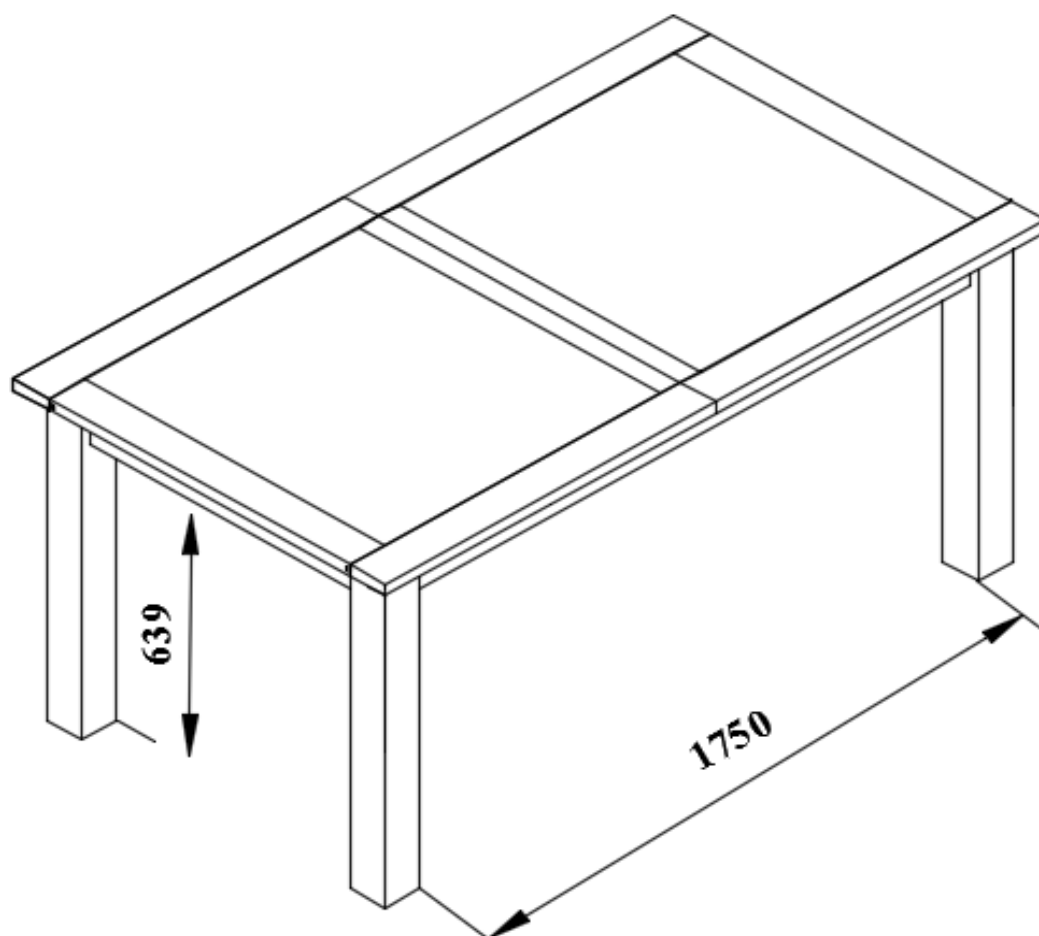
CAMBRIDGE LARGE EXTENDING TABLE

876502

Assembly instruction

Actual product size

H75x W200/240 x D94cm



Produced in Lithuania for Next Retail Ltd.